



## Features at a glance

- Easy to use, open and close
- Heavy-duty double pulley system and commercial grade pulley rope
- Glass-filled nylon high-performance hubs and brackets
- Marine grade anodised aluminium frame and pole
- Stainless steel fastenings and components
- Commercial strength pole with a large diameter and thick aluminium wall

## Canopy

- Premium 100% solution-dyed fabric
- Maintenance: All fabrics can be washed and are replaceable
- Shade Rating: UPF 50+




### Stock Colours\*



Egg Shell White



Boulder Grey



Black Widow



Rich Red



Lemon Yellow



Cobalt Blue

\*Special Order Colours available on request

## Tough Shade



The Shadowspec SU2 Umbrella features eight commercial-strength strut arms.

## Custom Branding

We specialise in custom branding umbrellas with your logo/brand.



## BEST-IN-CLASS WARRANTY

Relax easy knowing your outdoor umbrella purchase is protected by the industry's best warranty (conditions apply) and customer support.



Fabric  
Warranty



Frame  
Warranty



**Mounting Options**



**Concrete Base**

**27kg Base** - suitable for 2.0m Square and 2.7m Octagon sizes only.



**Surface Plate**

Bolt-down mounting option. Suitable for all SU2 sizes.

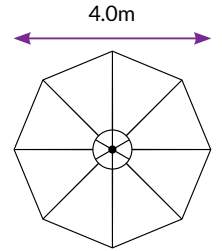
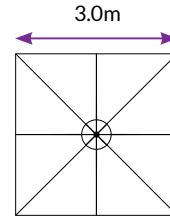
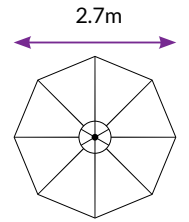
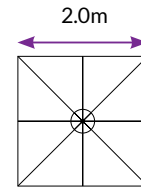


**Steel Flat Plate Base**

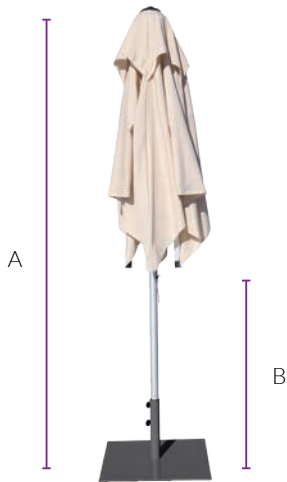
**35kg Base** - recommended for 2.0m Square and 2.7m Octagon sizes.

**45kg Base** - recommended for 3.0m Square and 4.0m Octagon sizes.

**Size & Configuration**



**Umbrella Dimensions**



**Diagram Legend**

	<b>2.0m</b>	<b>2.7m</b>	<b>3.0m</b>	<b>4.0m</b>
<b>A</b> Overall Height*	2600mm	2645mm	2935mm	2850mm
<b>B</b> Clearance of Closed Strut Arms*	1150mm	1250mm	780mm	815mm
<b>C</b> Canopy Width*	2000mm	2700mm	3000mm	4000mm
<b>D</b> Head Clearance*	2200mm	2200mm	2295mm	2260mm
<b>E</b> Pole Outside Diameter	38mm	38mm	48mm	48mm

Note: All measurements are approximate only and are subject to change.

